

Starfish Student Quick-Guide

To access Starfish, log into MyCC and click the “Student Success Tab”:



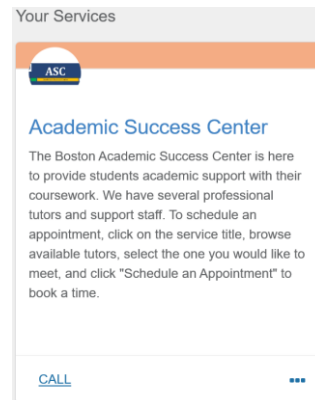

And then click the Starfish Logo:



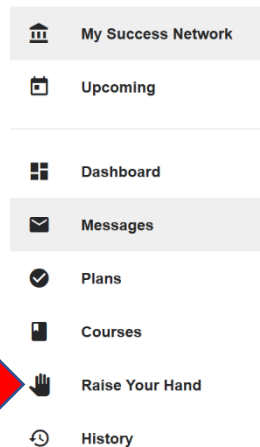
This will launch you into the Starfish Platform. From here, you will be able to:

1. **Schedule appointments with tutors and academic support staff** at all regional centers through the “Academic Success Center” under “your services”:

Click here to book with a tutor. Click the tutor’s name you want to visit, and click “Schedule” to book an appointment



2. **Schedule appointments with your advisors or contact them** if the schedule is not configured by clicking your advisor’s name in under “Your Connections.”
3. **“Raise your hand” to inform support staff that you need assistance** by clicking the Hamburger menu:



Click “Raise Your Hand” to submit a flag for support with courses, time management, international office, or disability support



For more detailed directions on how to use Starfish, see the attached “Student User Guide”

Starfish Support:
Michael Dickinson:
michael.dickinson@cambridgecollege.edu

Tutor Support:
Tracy McLaughlin
tracy.mclaughlin@cambridgecollege.edu